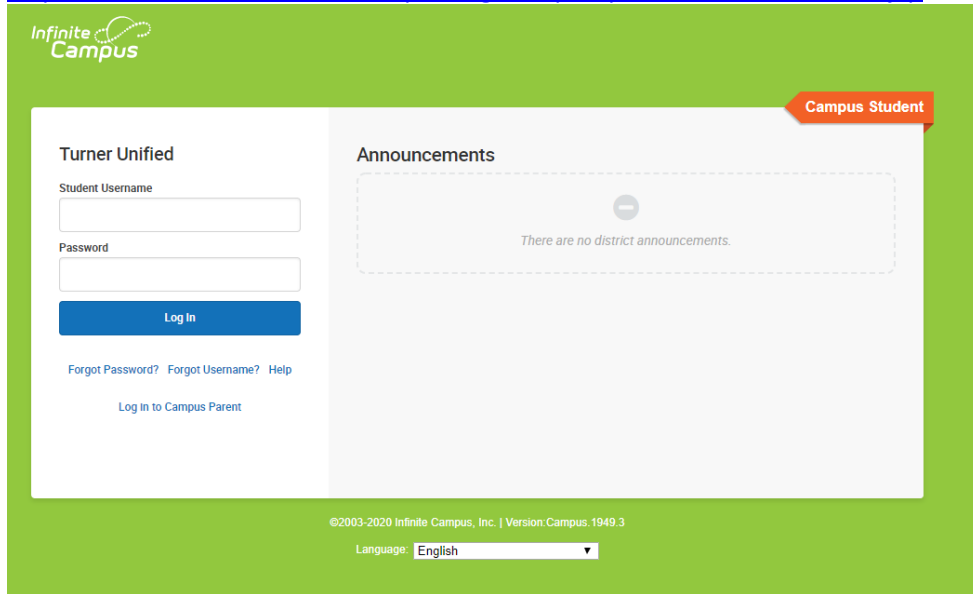
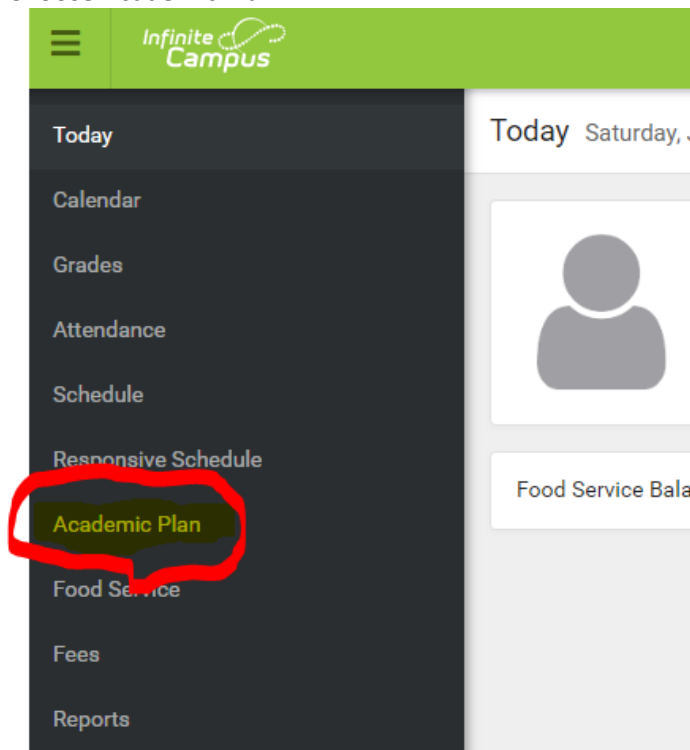


# Steps to Enroll

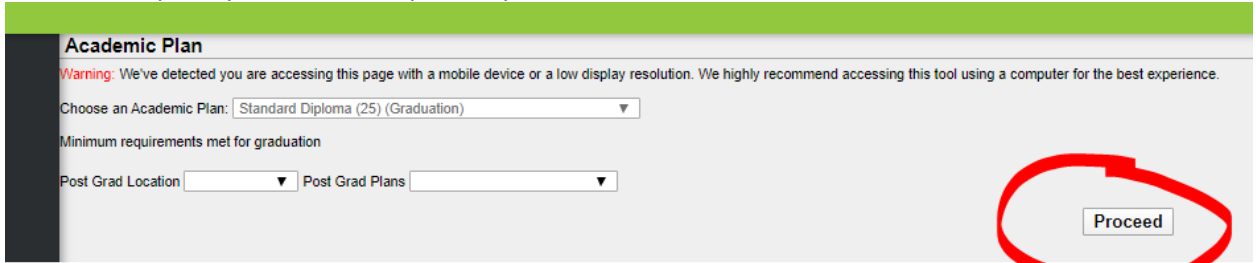
1. Log into Infinite Campus at <https://turnerusd202.infinitecampus.org/campus/portal/students/turner.jsp>.



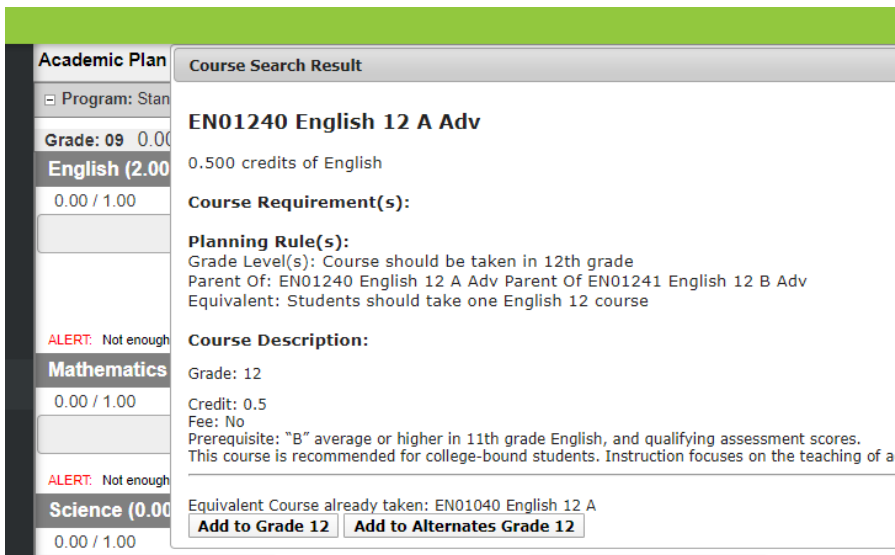
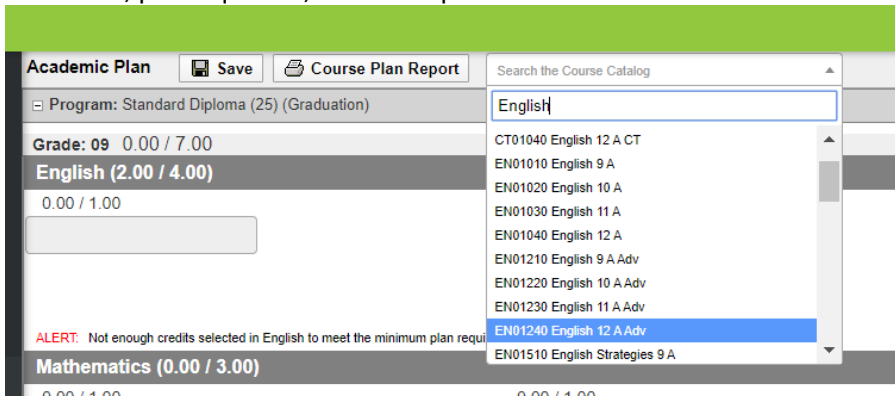
2. Choose Academic Plan.



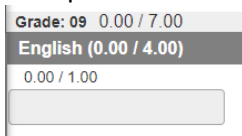
- You can complete your Post Grad plans if you know them and then click Proceed.



- You can read course descriptions from the drop down menu at the very top of the page. It will show fees, pre-requisites, and descriptions.



- Your previous courses will be listed. Here is a description of the rows and columns:



Grade: 09 # of credits earned or planned/7.00  
 English (# of credits earned or planned/# of credits needed to graduate)  
 # of credits earned or planned/# of credits recommended for that grade

Notice alerts and red font meaning something is not correct.

- Click in each box and choose a course.

0.00 / 1.00

Type to search or select courses

- EN01020 English 10 A - 1.00
- EN01030 English 11 A - 1.00
- EN01040 English 12 A - 1.00
- EN01220 English 10 A Adv - 1.00

Type to search or select courses

7. Choose 6 alternates.


Alternates [?](#)

0.00 / 6.00

Type to search or select courses

**ALERT:** Not enough credits selected in Alternates for grade 11 to meet the minimum plan requirements.

8. Click SAVE. Don't forget to SAVE!

**Academic Plan**  Save

Program: Standard Diploma (25)

Grade: 09 0.00 / 7.00

English (0.00 / 4.00)