

Saving and Spending Health Savings Account Dollars

Making the most of your health savings account (HSA) means finding the right balance of saving and spending that works for you and your family right now and when life changes.

Your Account Grows in Three Ways

1. CONTRIBUTIONS.

You can contribute to your account in two ways.

- **Payroll deductions.**
- **Direct contributions:** either by an electronic funds transfer from a personal account or by mailing in a personal check along with a contribution form. Friends and family members are also allowed to make contributions to your HSA on your behalf.

Your employer may provide funding to your account, too. Keep in mind that any contributions your employer makes cannot be deducted on your tax return. Employer contributions are not considered taxable income, so you don't pay taxes on them.

All contributions—yours, your employer's, friends' or family— count toward the annual maximum set by the IRS.

Contribution Limits		
	Self-only	Family
2020	\$3,550	\$7,100
2021	\$3,600	\$7,200

If you are age 55 or older, you may contribute an additional \$1,000.

2. INTEREST AND INVESTMENT EARNINGS.

If you hold a balance in your HSA, your account will grow faster to the extent that interest or earnings are credited and remain in the account. Interest can be accrued daily and paid monthly. Any balance above \$1,000 can be invested in UMB HSA Saver.¹ Go to [HSA.UMB.com](https://www.hsa.umb.com) for more details on current interest rates and how investment options work.



3. TAX SAVINGS.

Your account is completely tax-free,² as long as you use your funds to pay for qualified medical expenses.

- **Tax-free deposits.** Whether or not you itemize deductions on your income tax return, your HSA contributions are deductible—up to the IRS annual limit.
- **Tax-free earnings.** Your interest and any investment earnings grow tax-free.
- **Tax-free withdrawals.** The money you withdraw—today or in the future—to pay for eligible medical expenses isn't subject to taxes. That's different from a 401(k) or similar retirement plans, which are taxed when you withdraw funds.

NOTE: If you use your HSA funds to pay for goods or services that aren't qualified medical expenses, you are responsible for reporting that to the IRS, paying income taxes on the amount and a 20% penalty if you are under age 65.

INVESTMENTS IN SECURITIES THROUGH UMB HSA SAVER ARE: NOT FDIC-INSURED · MAY LOSE VALUE · NO BANK GUARANTEE

^{1,2} See reverse side for important disclosure information.

Spending Your Money




When you have a medical bill, you have a decision to make. Spend your HSA dollars? Or let your balance keep growing? Since your HSA is like a personal banking account, check that you have enough money in your account to cover a bill before you pay it.

Don't have enough saved up? Pay your bill out of pocket. Then, if you still want to use your HSA dollars, you can reimburse yourself no matter when you incurred the expense.

When you are ready to pay a bill, follow these three steps:

1. Check if it's eligible. Since your HSA is supposed to work together with your high-deductible plan, qualified eligible expenses for your HSA are typically the same bills that count toward your deductible, plus medicines, certain premiums, and some vision and dental costs. A full list of qualified expenses can be found in IRS Publication 502 at www.irs.gov.

2. Choose a payment method. Here are some guidelines:

When?	Pay your Bill with:
At the pharmacy. Swipe your debit card like any other credit card when you purchase prescription drugs at a network pharmacy or access your card using your digital wallet. Your pharmacist can typically calculate your cost, including whether or not you've met your deductible, right at the time of your purchase. Also use for vision or dental care.	Debit Card/Digital Wallet (ApplePay, Samsung Pay, Garmin Pay, FitBit Pay) 
After you get a bill from a network provider. Wait for your claim to be processed so that you get the network savings and deductible credit applied to your doctor or hospital bill before you pay. Then you can give your HSA debit card number. If your provider won't accept a debit card payment, log into your account on HSA.UMB.com to have a check sent directly to your provider. Pay for your long-term care premiums this way, too.	Debit Card or Online Bill Pay 
After you've paid in full to see an out-of-network provider. Some providers may require payment at the time of service. And your total bill may vary depending on whether or not you've met your deductible. Once you are logged into your account on HSA.UMB.com , follow the instructions to "Request a Reimbursement."	Online Reimbursement 

3. Save your receipts. The IRS may request that you show proof of how you used your tax-free money. Use UMB's ReceiptVault to store and organize receipts online for qualified healthcare expenses. If you use your HSA funds to pay for goods or services that aren't qualified medical expenses, you are responsible for reporting that to the IRS, paying income taxes on the amount and possibly an additional 20% penalty.

Your debit card is sent to you once you open your account. You can request up to four additional cards at no charge. The expenses must be incurred for you, your spouse, or your eligible dependents.

For more information about health savings accounts, see IRS Publication 696, Health Savings Accounts and Other Tax-Favored Health Plans.

INVESTMENTS IN SECURITIES THROUGH UMB HSA SAVER ARE: NOT FDIC-INSURED · MAY LOSE VALUE · NO BANK GUARANTEE

¹UMB Investment Management selects mutual funds in various asset classes for inclusion in the UMB HSA Saver Investment Program. UMB Investment Management and UMB Custody Services are departments of UMB Bank, n.a. UMB Bank, n.a. is a wholly owned subsidiary of UMB Financial Corporation.

UMB Custody Services provides safekeeping and settlement of the mutual fund investments in the UMB HSA Saver® investment program.

²All mention of taxes is made in reference to federal tax law. States can choose to follow the federal tax-treatment guidelines for HSAs or establish their own; some states tax HSA contributions. Please check with each state's tax laws to determine the tax treatment of HSA contributions, or consult your tax adviser. Neither UMB Bank n.a., nor its parent, subsidiaries, or affiliates are engaged in rendering tax or legal advice and this document is not intended as tax or legal advice.